



Canadian General Investments, Limited

April 2017

Monthly Factsheet

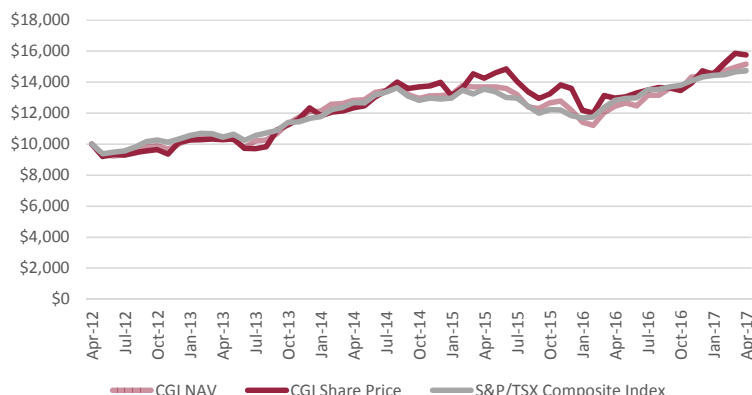
Canadian General Investments, Limited (CGI or the Company) is domiciled in Canada and incorporated under the laws of Ontario, Canada. CGI is a closed-end equity fund focussed on medium- to long-term investments in Canadian corporations. The Company's common shares are publicly listed and trade on the Toronto Stock Exchange and the London Stock Exchange (symbol CGI).

PORTFOLIO ANALYSIS

Top 10 Holdings

	Sector	% of Portfolio
Dollarama Inc.	Consumer Discretionary	5.2%
Franco-Nevada Corporation	Materials	3.9%
Bank of Montreal	Financials	3.5%
Open Text Corporation	Information Technology	3.5%
Canadian Pacific Railway Limited	Industrials	3.2%
CCL Industries Inc., B NV	Materials	3.1%
First Quantum Minerals Ltd.	Materials	3.1%
Royal Bank of Canada	Financials	3.0%
Amazon.com, Inc.	Consumer Discretionary	2.9%
NVIDIA Corporation	Information Technology	2.8%
		34.2%

Relative Performance - 5 Years - Total Return, with dividends reinvested



FUND DETAILS

Investment Objective

It strives, through prudent security selection, timely recognition of capital gains/losses and appropriate income generating instruments, to provide better than average returns to investors.

Portfolio Manager	D. Greg Eckel Morgan Meighen & Associates
Board of Directors	James F. Billett A. Michelle Lally Jonathan A. Morgan Vanessa L. Morgan R. Neil Raymond Michael A. Smedley Richard O'C. Whittall

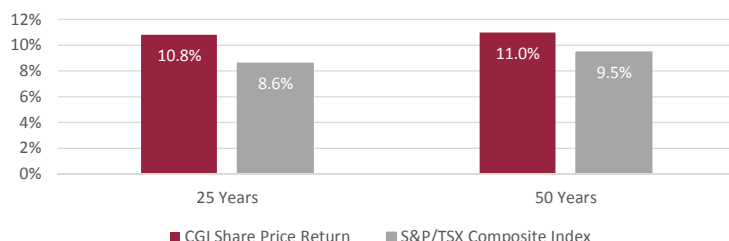
Year End	December 31
Inception	1930
TSX and LSE Symbol	CGI
ISIN	CA1358251074
Benchmark	S&P/TSX Composite Index
Dividend Payable	Quarterly (Mar, Jun, Sep, Dec) & potential year-end special
U.K. Sponsoring Broker	Stockdale Securities Limited

Company Statistics

as at April 30, 2017

Net Assets	CAD \$610,759,680
Voting Shares in Issue	20,861,141
Free Float	9,906,872
Share Price	\$20.65
Net Asset Value	\$29.28
Discount	29.5%
Average 12 Month Discount	#N/A
Dividend per Annum	\$0.78
Current Yield	3.8%
Gearing/Leverage	19.8%
Unrealized Gains	CAD \$352,061,258
CAD/GBP Exchange Rate	0.5657

Long-Term Results - Total Return (as at December 31, 2016)



FUND PERFORMANCE

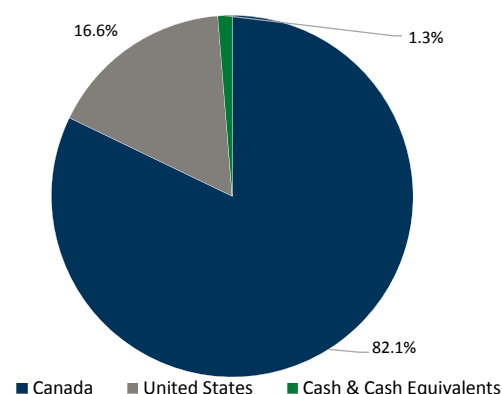
Performance*	1 Month	3 Months	1 Year	3 Years	5 Years	10 years				
Share Price	-0.6%	8.8%	21.6%	8.5%	9.5%	1.5%				
NAV	1.4%	3.7%	21.8%	5.7%	8.7%	2.1%				
S&P/TSX Composite Index	0.4%	2.0%	14.9%	5.1%	8.1%	4.5%				
Rolling 12 Month Performance*	Apr 2017	Apr 2016	Apr 2015	Apr 2014	Apr 2013	Apr 2012	Apr 2011	Apr 2010	Apr 2009	Apr 2008
Share Price	21.6%	-9.0%	15.3%	20.2%	2.8%	-11.1%	12.8%	68.1%	-51.7%	-9.8%
NAV	21.8%	-9.0%	6.7%	23.1%	4.3%	-5.0%	22.3%	58.9%	-51.0%	-10.4%
S&P/TSX Composite Index	14.9%	-5.4%	6.9%	21.3%	4.5%	-9.4%	17.2%	34.7%	-30.7%	6.6%

* Total Return, with dividends reinvested

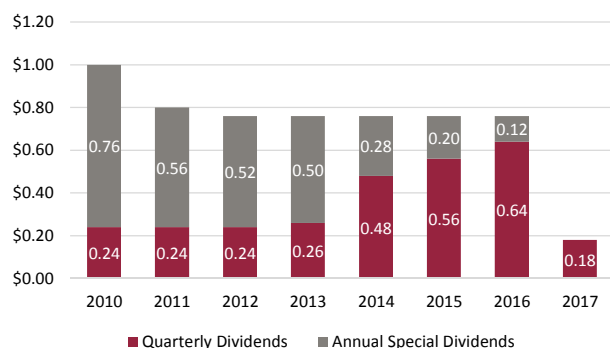
SECTOR ALLOCATION

Sector	Fund	Benchmark	Over/Under Weight
Materials	19.7%	12.0%	7.7%
Consumer Discretionary	16.6%	5.3%	11.3%
Energy	16.2%	21.4%	-5.2%
Financials	13.2%	33.8%	-20.6%
Information Technology	13.1%	2.9%	10.2%
Industrials	11.3%	9.1%	2.2%
Telecommunication Services	3.4%	5.0%	-1.6%
Real Estate	2.6%	3.0%	-0.4%
Consumer Staples	2.0%	3.9%	-1.9%
Cash & Cash Equiv.	1.3%	0.0%	1.3%
Utilities	1.0%	3.0%	-2.0%
Health Care	0.0%	0.6%	-0.6%
	100.4%	100.0%	

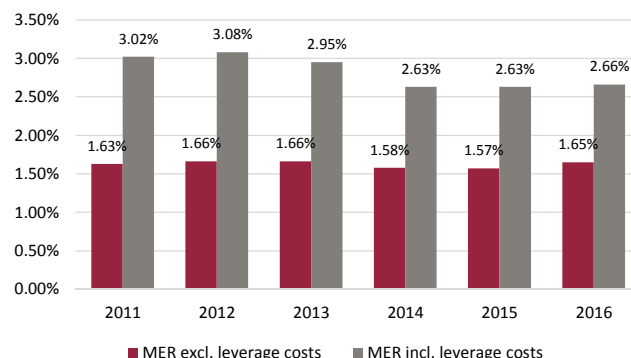
ASSET MIX



DIVIDEND HISTORY



MANAGEMENT EXPENSE RATIO



SHAREHOLDER TAXATION

- Qualified investment in RRSP, RRIF, DPSP, RESP, TFSA and RDSP, and eligible for ISAs in the U.K.
- The Company is able to pay regular taxable dividends and capital gains dividends
- All taxable dividends paid to common and preference shareholders are designated as eligible dividends

DIVIDEND REINVESTMENT PLAN

- As well as with reinvested dividends, shareholders may purchase additional shares for cash (minimum \$100 – maximum \$5,000) every quarter. Shares are purchased on the open market, with participants paying the average cost while the Company pays all administrative charges, including commissions.

Note: U.S. shareholders only eligible for the dividend reinvestment segment of the plan.

COMMENTARY AND OUTLOOK

Investors in the Canadian equity markets were well rewarded in 2016 as the S&P/TSX posted superb results. Overall, Canadian market performance was heavily influenced by extremely positive returns generated in the resource groups. Optimism for the global economic outlook and improving supply and demand fundamentals resulted in almost all of the Commodity Research Bureau (CRB) commodities constituents posting positive returns for the first time in six years. This translated into significant advances for many of the stocks in these groups and their associated gains dominated overall market returns. Since CGI is constructed and managed to provide investors with a broadly comprehensive and diversified exposure to the Canadian equity markets, its impressive NAV return of 18.2% lagged relative to the 21.1% performance of the benchmark S&P/TSX in 2016. However, as at April 30, 2017 CGI is outperforming the S&P/TSX for the year with a 5.3% return compared to 2.9% for the benchmark.

CGI capitalized on some of the opportunities arising from the upswing in the resource group last year. Base metal exposure was added to the portfolio early in 2016 with excellent returns experienced in First Quantum Minerals Ltd and Hudbay Minerals Inc. and a position in Lundin Mining Corporation was more recently added in the fourth quarter of the year. Overall, CGI remains overweight the Materials sector. In the Energy group, the Painted Pony position has been eliminated and CGI's positioning in the group is currently underweight. The sector has struggled so far this year and is one of the worst performing sectors in the S&P/TSX as WTI pricing has been pressured due mainly to fears of increased production emanating from the U.S.

For the strong 2016 rally to be supported going forward, positive and tangible data points need to be generated in 2017 to support, reinforce and potentially build onto expectations for future growth. Although substantial economic unknowns remain, this uncertainty has not yet caused investors to pull back on their desire to push stocks higher. However, it seems prudent to take a wait-and-see approach near-term until there is greater clarity on some of the issues that have been debated as part of the new USA presidency's agenda and so CGI has remained relatively inactive so far this year. Volatility may increase during this upcoming period but we remain cautiously optimistic that the global economy is steadily improving and holds promise of further growth. The Canadian market could see additional advances in its resource-related areas if this situation arises and, depending on trade developments, may also be able to capitalize on a stronger U.S. trading partner.