



Canadian General Investments, Limited

June 2017

Monthly Factsheet

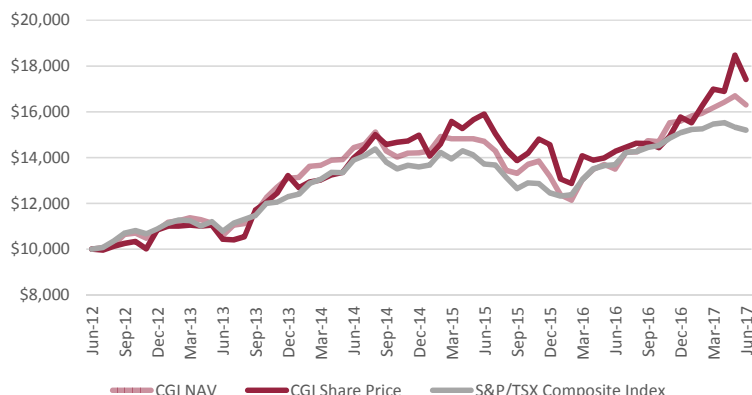
Canadian General Investments, Limited (CGI or the Company) is domiciled in Canada and incorporated under the laws of Ontario, Canada. CGI is a closed-end equity fund focussed on medium- to long-term investments in Canadian corporations. The Company's common shares are publicly listed and trade on the Toronto Stock Exchange and the London Stock Exchange (symbol CGI).

PORTFOLIO ANALYSIS

Top 10 Holdings

	Sector	% of Portfolio
Dollarama Inc.	Consumer Discretionary	5.4%
Franco-Nevada Corporation	Materials	3.9%
NVIDIA Corporation	Information Technology	3.8%
Cash	Cash & Cash Equivalents	3.7%
Bank of Montreal	Financials	3.5%
CCL Industries Inc., B NV	Materials	3.3%
Canadian Pacific Railway Limited	Industrials	3.2%
Royal Bank of Canada	Financials	3.1%
Open Text Corporation	Information Technology	3.1%
Amazon.com, Inc.	Consumer Discretionary	2.9%
		35.9%

Relative Performance - 5 Years - Total Return, with dividends reinvested



FUND DETAILS

Investment Objective

It strives, through prudent security selection, timely recognition of capital gains/losses and appropriate income generating instruments, to provide better than average returns to investors.

Portfolio Manager	D. Greg Eckel Morgan Meighen & Associates
Board of Directors	James F. Billett A. Michelle Lally Jonathan A. Morgan Vanessa L. Morgan R. Neil Raymond Michael A. Smedley Richard O'C. Whittall

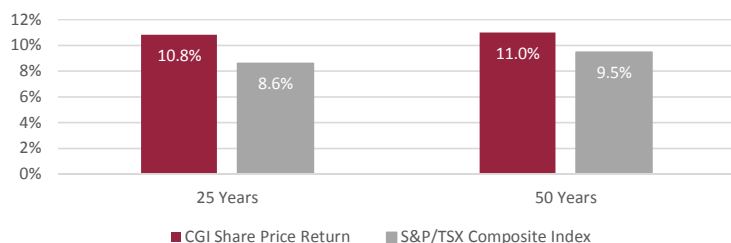
Year End	December 31
Inception	1930
TSX and LSE Symbol	CGI
ISIN	CA1358251074
Benchmark	S&P/TSX Composite Index
Dividend Payable	Quarterly (Mar, Jun, Sep, Dec) & potential year-end special
U.K. Sponsoring Broker	Stockdale Securities Limited

Company Statistics

as at June 30, 2017

Net Assets	CAD \$603,203,074
Voting Shares in Issue	20,861,141
Free Float	9,906,872
Share Price	\$21.10
Net Asset Value	\$28.92
Discount	27.0%
Average 12 Month Discount	30.2%
Dividend per Annum	\$0.80
Current Yield - 12 month trailing	3.8%
Gearing/Leverage	20.0%
Unrealized Gains	CAD \$331,072,550
CAD/GBP Exchange Rate	0.5927

Long-Term Results - Total Return (as at December 31, 2016)



FUND PERFORMANCE

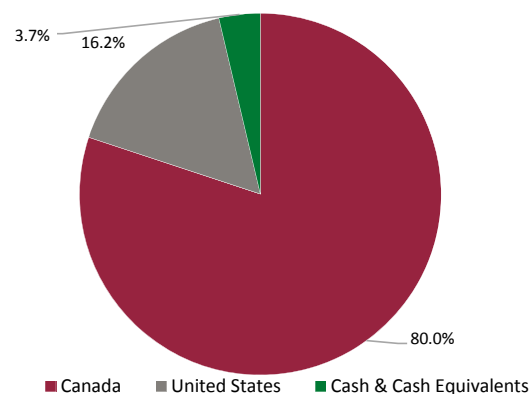
Performance*	1 Month	3 Months	1 Year	3 Years	5 Years	10 years				
Share Price	-5.8%	2.4%	22.0%	7.6%	11.7%	1.6%				
NAV	-2.3%	0.8%	20.8%	4.2%	10.3%	1.8%				
S&P/TSX Composite Index	-0.8%	-1.6%	11.0%	3.1%	8.7%	3.9%				
Rolling 12 Month Performance*	Jun 2017	Jun 2016	Jun 2015	Jun 2014	Jun 2013	Jun 2012	Jun 2011	Jun 2010	Jun 2009	Jun 2008
Share Price	22.0%	-10.3%	13.7%	34.0%	4.3%	-11.2%	24.9%	29.8%	-47.7%	-10.4%
NAV	20.8%	-8.2%	1.9%	36.2%	6.0%	-5.8%	32.1%	20.7%	-46.7%	-8.2%
S&P/TSX Composite Index	11.0%	-0.2%	-1.2%	28.7%	7.9%	-10.3%	20.9%	12.0%	-25.7%	6.7%

* Total Return, with dividends reinvested

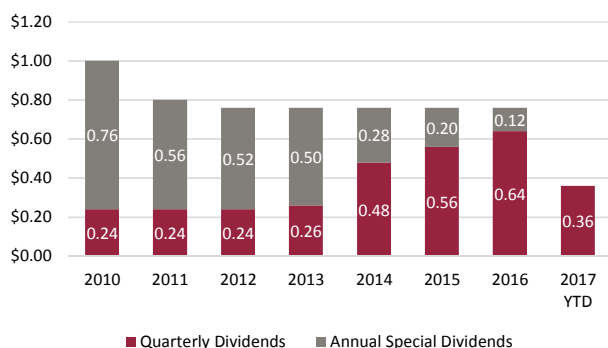
SECTOR ALLOCATION

Sector	Fund	Benchmark	Over/Under Weight
Materials	18.9%	11.5%	7.4%
Consumer Discretionary	16.3%	5.4%	10.9%
Energy	15.5%	20.0%	-4.5%
Information Technology	14.0%	3.3%	10.7%
Financials	13.4%	34.5%	-21.1%
Industrials	12.1%	9.6%	2.5%
Cash & Cash Equiv.	3.7%	0.0%	3.7%
Telecommunication Services	3.3%	4.9%	-1.6%
Consumer Staples	2.0%	3.9%	-1.9%
Real Estate	1.4%	3.0%	-1.6%
Utilities	1.1%	3.3%	-2.2%
Health Care	0.0%	0.7%	-0.7%
	101.7%	100.0%	

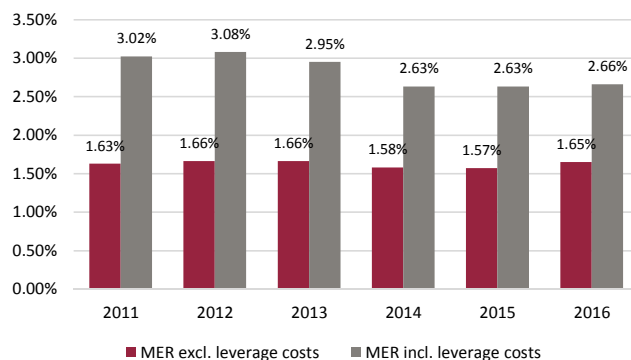
ASSET MIX



DIVIDEND HISTORY



MANAGEMENT EXPENSE RATIO



SHAREHOLDER TAXATION

- Qualified investment in RRSP, RRIF, DPSP, RESP, TFSA and RDSP, and eligible for ISAs in the U.K.
- The Company is able to pay regular taxable dividends and capital gains dividends
- All taxable dividends paid to common and preference shareholders are designated as eligible dividends

DIVIDEND REINVESTMENT & SHAREHOLDER PURCHASE PLANS

- As well as with reinvested dividends, shareholders may purchase additional shares for cash (minimum \$100 – maximum \$5,000) every quarter. Shares are purchased on the open market, with participants paying the average cost while the Company pays all administrative charges, including commissions.
- Note: U.S. shareholders only eligible for the dividend reinvestment segment of the plan.

COMMENTARY AND OUTLOOK

The Canadian equity market has been in a holding pattern so far this year, unable to build on last year's substantial gains, but also unwilling to relinquish many of its prior gains either. This complacency contrasts with other members in its major world equity indices peer group which have continued to make positive advancements so far in 2017. Global investors, who trade in the short term, may lose interest and begin to look elsewhere, but, for domestic and global investors with longer term horizons, this may provide for a compelling and timely opportunity for an investment in Canadian General Investments, Limited (CGI) as an attractive proxy for the Canadian market.

It was apparent that investors in the Canadian markets took a collective pause while awaiting further developments on a number of issues before deciding on their next course of action in the first half of 2017. Many of those issues affecting this behaviour related to the newly appointed President of the United States and his positioning on a number of the new administration's policy initiatives. As Canada and the US are each other's largest export markets with longstanding processes and integration, there are many policy changes that could be quite meaningful and influential for economic prospects on both sides of the border. Resolution of these issues may take some time to finalize and this uncertainty may continue to weigh on the markets. CGI has remained patient while awaiting clarification and trading activity has been minimal.

Despite the slow start to the year in the overall market, CGI performed well and posted a 4.6% NAV return, well ahead of the S&P/TSX benchmark total return of 0.7% at June 30, 2017.

This year, individuality has come to the fore and performance results, to a great degree, have hinged on having made good choices in particular stocks. There has been a wide diversity of stock returns and this has provided an opportunity for CGI to benefit from its bottom-up selection process and broad diversification mandate.

It would seem that there has been an overly negative bias built into the outlook for the Canadian market compared to other markets and, if the overriding concerns are resolved in a reasonable fashion, their alleviation has the potential to greatly improve prospects. Fortunately, even if the market remains hesitant going forward, the year-to-date period has shown that CGI has the potential to drive forward and succeed in its mandate to provide long-term decent returns to its shareholders.

Nothing in this document should be construed as a recommendation or solicitation to buy or sell any financial product or investment. Canadian General Investments, Limited has not considered the suitability of this investment against your individual needs and risk tolerance. You should consult with your investment advisor to determine if investing in this product is right for you. This fact sheet is based in part upon information obtained from sources believed to be reliable but not guaranteed to be accurate. Stated returns for periods greater than one year are compound average annual rates of return. Please note the value of an investment and the income from it may go up or down, and you may not receive back the amount originally invested. Past performance is no assurance or indicator of future returns.